

# UNIVERSITY OF RWANDA



## AFRICAN CENTER OF EXCELLENCE FOR INNOVATIVE TEACHING AND LEARNING MATHEMATICS AND SCIENCE

**(ACE-ITLMS)**

**INTERIM FINANCIAL REPORT (DLI3)**

For the semi-annual period ending 31st December 2021

**Kigali, February 2022**

**AFRICAN CENTER OF INNOVATIVE TEACHING AND LEARNING MATHEMATICS AND SCIENCE  
EASTERN AND SOUTHERN AFRICA HIGHER EDUCATION CENTER OF EXCELLENCE PROJECT(P151847)  
Statement of Source and Uses of Funds  
For the Period Ended 31 December 2021**

Sources of fund	Semi-Annual Period Ended December 2021	Cummulative for Financial year Ending 30th June 2022
	Amount in USD	Amount in USD
<b>Opening Cash Balance</b>	-	-
<b>Government Funds</b>	-	-
World Bank IDA Funds	751,374.89	751,374.89
Student Fees	154,137.08	154,137.08
Other	6,752.40	6,752.40
<b>Total</b>	<b>912,264.37</b>	<b>912,264.37</b>
<b>Add Receipts</b>		
<b>Government Funds</b>	-	-
World Bank IDA Funds	491,748.34	491,748.34
Student Fees	25,403.06	25,403.06
Other	-	-
<b>Total Financing</b>	<b>517,151.40</b>	<b>517,151.40</b>
<b>Less: ACE-ITLMS Expenditure as per The Project Implementation Plan</b>		
Learning & Training Excellence	160,008.92	160,008.92
Research excellence	55,536.58	55,536.58
Quality assurance	4,138.58	4,138.58
Attraction of Academic staff & students from the region	126.33	126.33
National & Regional and International Academic/industry partners	2,017.95	2,017.95
Management and governance	68,341.41	68,341.41
Sustainable financing	7,614.03	7,614.03
<b>Total Uses of Funds By Componets</b>	<b>297,783.80</b>	<b>297,783.80</b>
<b>Closing Balances</b>		
<b>Government Funds</b>	-	-
World Bank IDA Funds	945,339.43	945,339.43
Student Fees	179,540.14	179,540.14
Other	6,752.40	6,752.40
<b>Total Closing Cash Balance</b>	<b>1,131,631.97</b>	<b>1,131,631.97</b>

Prepared by:  
ACE ITLMS Accountant

Jean Eric NDAGIJIMANA



Verified by:  
UR SPIU Ag. SPIU

Phabian Maurice KANAMUGIRE




Reviewed by:  
UR-SPIU-Coordinator

Immaculate BUGINGO



Approved by:  
UR - DVC-Administration and Finance

Françoise KAYITARE TENERA






AFRICAN CENTER OF EXCELLENCE IN INNOVATION TEACHING AND LEARNING MATHEMATICS SCIENCES  
EASTERN AND SOUTHERN AFRICA HIGHER EDUCATION CENTER OF EXCELLENCE PROJECT  
Use of Funds (breakdown)  
For Semi-Annual Financial Year Ended 31st December 2021

Expenditure	Semi-Annual Period Ended 31st December 2021			Cumulative for Financial Year Ending 30th June 2022			%	Explanation of Variance	PADI/Id of Project	Retired PAID
	Actual (A)	Planned (B)	Variance (B-A)	Actual Amount in USD	Planned Amount in USD	Variance				
<b>Expenditure Classification 1 as per Project Implementation Plan</b>	<b>Amount in USD</b>	<b>Amount in USD</b>	<b>Amount in USD</b>	<b>Amount in USD</b>	<b>Amount in USD</b>	<b>Amount in USD</b>	<b>percentage(%)</b>	<b>Management comment on variance</b>		
<b>1 Learning &amp; Training Expenditure</b>	<b>169,000.92</b>	<b>311,600.71</b>	<b>142,599.79</b>	<b>169,000.92</b>	<b>311,600.71</b>	<b>142,599.79</b>	<b>51%</b>	The programme review was conducted virtually in August 2021. No cost was engaged.		
1.1 Design/Review of programs	-	1,000.00	1,000.00	-	1,000.00	1,000.00	0%	The program review was conducted virtually in August 2021. No cost was engaged.		6 years
1.2 ACE ILMAS program advert and other communication related activities of the centre	-	2,000.00	2,000.00	-	2,000.00	2,000.00	0%	The procedure and visibility for last 6 months was done online and shall continue to be done online (websites, poster, also book page and Whatsapp group) and the cost of the already required promotional materials are still in use as some were kept in store.		6 years
1.6 Enroll new students in MED programs	-	-	-	-	-	-	-	Enrollment for new MED students shall be arranged in September 2022. Because the Covid-19 affected the planned time for completion of 1st and 2nd cohorts.		6 years
1.7 Provide Tuition fees, accommodations living expenses to MED students and other related expenses (Flight, local transport and visa cost)	48,889.41	125,132.00	76,242.59	48,889.41	125,132.00	76,242.59	39%	Tuition fees for MED students shall be paid in 3rd quarter. The intake of MED students which was planned to be admitted in April is shifted to September 2022 because Covid-19 affected the completion time of 1st and 2nd cohorts.		6 years
1.8 Facilitation for teaching/learning activities	5,581.35	10,000.00	4,418.65	5,581.35	10,000.00	4,418.65	56%	The second semester of MED Cohort 2 at Ramara is about to be completed and the new intake will be admitted in September 2022. Thus less financial support will be required.		6 years
1.9 Enroll new students in PhD programs	-	-	-	-	-	-	-	As Covid-19 affected the time of completion for PhD 1st and 2nd cohort, the 5th cohorts shall be admitted in September 2022.		6 years
1.10 Provide Tuition fees, accommodations and living expenses to PhD students and other related expenses (Flight, local transport and visa cost)	105,538.16	176,471.73	70,933.57	105,538.16	176,471.73	70,933.57	60%	Tuition fees for PhD students will be paid in 3rd Quarter. The Centre considered the extension of PhD Cohort two due to covid-19 which affected the completion time, this will lead to an increase in this budget line.		6 years
<b>2 Research activities</b>	<b>55,536.58</b>	<b>190,700.00</b>	<b>135,163.42</b>	<b>55,536.58</b>	<b>190,700.00</b>	<b>135,163.42</b>	<b>29%</b>			
2.3 Purchase of Lab material and consumables (Research equipment, science manuals, ICT Tools)	24,258.00	40,000.00	15,742.00	24,258.00	40,000.00	15,742.00	61%	The supplier offered lower cost than the cost planned. So, the balance shall be reallocated to other activities.		6 years
2.4 Support PhD students to go to international conferences	790.52	4,000.00	3,209.48	790.52	4,000.00	3,209.48	20%	Most of conferences are being attended online due to covid-19 restrictions. Thus low cost is used.		6 years
2.5 Support academic staff to attend international conferences	-	3,000.00	3,000.00	-	3,000.00	3,000.00	0%	Most of conferences are being attended online due to covid-19 restrictions and the cost is sometimes waived.		6 years
2.6 Provide Research grant to Academic staff	-	6,300.00	6,300.00	-	6,300.00	6,300.00	0%	The Covid-19 affected the implementation of planned activities for 1st installment which was already disbursed. Thus, after extension of the Grant, implementation shall continue using the 1st installment after which the 2nd installment shall be requested.		6 years
2.7 Provide financial support to researchers for paper publication in Journals	9,126.86	3,000.00	6,126.86	9,126.86	3,000.00	6,126.86	304%	From July to December 2021, 27 papers were published. The trend showed that many PhD and MED Students who completed data collection reached the stage of paper publication and therefore more financial support will be needed for payment of the their publication fees. Thus, this budget line is to be increased during budget review.		6 years
2.8 Support PhD/MED student Research Projects	8,752.84	48,100.00	39,347.16	8,752.84	48,100.00	39,347.16	18%	The MED 3rd cohort and PhD 4th cohort research fees for their projects are to be paid in Quarter 3 of this FY. While for other students, the fees are paid as per student requests and readiness.		6 years
2.8 Honorarium to supervisors of PhD and MED students and external examiners of Theses	11,940.09	85,800.00	73,859.91	11,940.09	85,800.00	73,859.91	14%	Honorarium for 41 MED Cohort 1 students who has defended their theses shall be paid during Quarter 3, others shall be paid during the next financial year upon successful defense of PhD/medias students.		6 years
2.1 Support other research/training/symposia related activities	668.27	500.00	168.27	668.27	500.00	168.27	133%	More research/training activities are needed for staff/students. This budget line is to be increased during budget review.		6 years
<b>3 Quality Assurance</b>	<b>4,137.53</b>	<b>61,073.00</b>	<b>56,935.47</b>	<b>4,137.53</b>	<b>61,073.00</b>	<b>56,935.47</b>	<b>7%</b>			
3.1 Process the international accreditation of ACET/ILMAS programs	-	57,823.00	57,823.00	-	57,823.00	57,823.00	0%	Due to travel restrictions, site visits by AQAS, the international accrediting agency, were postponed to April 2022. Only 1st and 2nd invoices related to the steps completed were received and they are being processed for payment during Quarter 3. In addition to this, flight and ground expenses are budgeted while the remaining part (4th invoice) shall be paid in next financial year.		6 years
3.2 Organize working meetings	-	700.00	700.00	-	700.00	700.00	0%	Few meetings are carried out face to face. More meetings are arranged online to prevent the spread of Covid-19.		6 years
3.4 Facilitation of exam moderation	3,580.95	1,500.00	2,080.95	3,580.95	1,500.00	2,080.95	233%	External examination of MED Theses cohort 1 was arranged, the one for cohort 2 is under process. This budget line is to be increased during budget review.		6 years
3.5 Facilitation of External and Internal audit of Finance and procurement	557.63	1,000.00	442.37	557.63	1,000.00	442.37	56%	The budget for Procurement audit cost is also to be added to the plan as the RFPs shall no longer be conducting this exercise. This budget line will be increased during budget review.		6 years
<b>4 Administration of Academic staff &amp; students from Internation</b>	<b>136.35</b>	<b>1,500.00</b>	<b>1,373.65</b>	<b>136.35</b>	<b>1,500.00</b>	<b>1,373.65</b>	<b>8%</b>			

B





**AFRICAN CENTER OF EXCELLENCE FOR INNOVATIVE TEACHING AND LEARNING MATHEMATICS AND SCIENCE  
EASTERN AND SOUTHERN AFRICA HIGHER EDUCATION CENTER OF EXCELLENCE PROJECT(P151847)  
Statement of Reimbursable Eligible Expenditure Programs(EEPs)  
For the Year Ended 31st December 2021**

Eligible Expenditure Program (EEP)	Semi-annual period Ended 31st December 2021	Cumulative for the Financial year Ending 30th June 2022
<b>EEP 1 : UR Salaries per his financial report</b>		
UR salaries	Amount in USD 9,530,297.00	Amount in USD 9,530,297.00
<b>Total EEPs</b>	<b>9,530,297.00</b>	<b>9,530,297.00</b>

Note: EEPs reported is 9,530,297 USD as UR staff salaries which is 9,621,957,507 RWF as per UR consolidated financial report for the period ending 31st December 2021. Exchange rate used is the average exchange rate of 31st-December-2021 from BNR (1 USD = FRW 1,009.617782).

Prepared by:  
ACE ITLMS Accountant  
NDAGIJIMANA Jean-Eric




Verified by:  
AG-SPU DAF  
Phabian Maurice KANAMUGIRE



Reviewed by:  
UR-SPU-Coordinator  
Immaculate BUGINGO



Approved by:  
UR - DVC Administration and Finance  
Françoise KAYITARE TENGERA




**AFRICAN CENTER OF EXCELLENCE FOR INNOVATIVE TEACHING AND LEARNING MATHEMATICS AND SCIENCE  
EASTERN AND SOUTHERN AFRICA HIGHER EDUCATION CENTER OF EXCELLENCE PROJECT(P151847)  
DLI NOTES ANNEX**

DISBURSEMENT LINKED TO INDICATORS	ACTION TO BE COMPLETED	STATUS OF ACTIONS COMPLETION	AMOUNT ALLOCATED	AMOUNT DISBURSED	UNDISBURSED BALANCE
DL1	1.1 and 1.2	100%	1,100,000.00	1,100,000.00	-
DL2	2.1,2.2; 2.3; 2.4; 2.5; 2.6 and 2.7	78%	3,240,000.00	2,527,748.30	712,251.7
DL3	3.1,3.2,3.3 and 3.4	60%	80000	48,000.00	32,000.00
DL4	4.1 and 4.2	60%	80000	48,000.00	32,000.00
	<b>Total</b>	<b>83%</b>	<b>4,500,000.00</b>	<b>3,723,748.3</b>	<b>776,251.7</b>

**Note:** 40% of DLI#3&4 remaining to be disbursed will be disbursed for the fiscal years 2020/2021 and 2021/2022. 22% of DLI#2 remaining to be disbursed are about the international accreditation and exchange programmes which have been affected by Covid-19.

Prepared by:  
ACE ITILMS Accountant  
NDAGUIMANA Jean Eric

Verified by:  
UR-SPIU Ag.DAF  
Phabian Maurice KANAMUGIRE

Reviewed by:  
UR-SPIU-Coordinator  
Immaculate BUGINGO

Approved by:  
UR - DVC Administration and Finance  
Françoise KAYITARE-TENGERA



**AFRICAN CENTER OF EXCELLENCE FOR INNOVATIVE TEACHING AND LEARNING MATHEMATICS AND SCIENCE**  
**Payments Made during Reporting Period**  
**Against Contracts Subject to the bank's Prior Review**

Contract Number	Supplier	Contract Date	Contract Amount	Date of WB's Non Objection to Contract	Amount Paid to Supplier during Period	WB's Share of Amt Paid to Supplier during Period
NA	NA	NA	NA	NA	NA	NA

Prepared by: **ACE ILLMS Accountant**  
**NDAGIJIMANA Jean Eric**

Verified by: **UR SPTU Ag.DAF**  
**KANAMUGIRE P. Maurice**

Reviewed by: **UR-SPTU-Coordinator**  
**BUGINGO Immacule**

Approved by: **UR - DVC Administration and Finance**  
**Françoise KAYITARE TENGERA**





AFRICAN CENTRE OF EXCELLENCE FOR INNOVATIVE TEACHING AND LEARNING MATHEMATICS AND SCIENCE

BANK RECONCILIATION AS ON 31<sup>st</sup> DECEMBER 2021

Balance as per cash book	945,339.43
<b>Add</b>	
Outstanding payments	-
Adjusted Cash balance	<u>945,339.43</u>
Balance as per Bank statement	<u>945,339.43</u>

Prepared by:  
ACE ITLMS Accountant  
Jean Eric NDAGHIMANA





Verified by:  
AG. SPIU DAF  
Phabian Maurice KANAMUDGIRE



Reviewed by:  
UR-SPIU-Coordinator  
Immaculate BUGINGO



Approved by:  
UR - DVC Administration and Finance  
Françoise KAYITARE TENGERA







NATIONAL BANK OF RWANDA

STATEMENT OF ACCOUNT

Rundate : 07/01/2022

NATIONAL BANK OF RWANDA

Runtime : 11:44:59

KN6 AV 4

Customer Number : 101312

P.BOX 531

Account Number : 1000038063

KIGALI - RWANDA

Account Name : UR ACE FOR INNOVATIVE TEACHING AND(USD)

STATEMENT PERIOD: FROM 01/11/2021 TO 07/01/2022

Opening Balance : 0

No.	Txn Date	Value Date	Reference No	Txn Details	Dr Amt	Cr Amt	Balance	Po Ref
1	01/11/2021	01/11/2021	FT21305HHXIV	Account Transfer	0.00	564,058.76	564,058.76	
2	01/11/2021	01/11/2021	FT21305ZWBS4	Account Transfer	564,058.76	0.00	0.00	
3	02/11/2021	02/11/2021	FT2130692TQX	Account Transfer	0.00	564,058.76	564,058.76	
4	02/11/2021	02/11/2021	FT21306S6CFW	Account Transfer	564,058.76	0.00	0.00	
5	03/11/2021	03/11/2021	FT213077BXKG	Account Transfer	0.00	564,058.76	564,058.76	

132	24/12/2021	24/12/2021	FT213585SGZ4	Account Transfer	969,600.40	0.00	0.00	0.00	
133	28/12/2021	28/12/2021	FT21362NB5Y8	Account Transfer	0.00	969,600.40	969,600.40	969,600.40	
134	28/12/2021	28/12/2021	FT21362GG6J	Account Transfer	969,600.40	0.00	0.00	0.00	
135	29/12/2021	29/12/2021	FT2136391W2R	Account Transfer	0.00	969,600.40	969,600.40	969,600.40	
136	29/12/2021	29/12/2021	FT2136396FP7	Account Transfer	969,600.40	0.00	0.00	0.00	
137	30/12/2021	30/12/2021	FT21364R3KC0	Account Transfer	0.00	969,600.40	969,600.40	969,600.40	
138	30/12/2021	30/12/2021	FT21364KVSPK	Outward RTGS Payment MT 102	24,258.00	0.00	0.00	945,342.40	P0B6262301
				P0B6262301					
139	30/12/2021	30/12/2021	FT21364JZN79	Account Transfer	945,342.40	0.00	0.00	0.00	
140	31/12/2021	31/12/2021	FT21365CGMB8	Account Transfer	0.00	945,342.40	945,342.40	945,342.40	
141	31/12/2021	01/01/2022	1000038063.STMTHIST.20211231	Commission Paid	1.98	0.00	0.00	945,340.42	
142	31/12/2021	01/01/2022	1000038063.ACCTMGTFEE.20211231	Commission Paid	0.99	0.00	0.00	945,339.43	
143	31/12/2021	31/12/2021	FT21365GY7XP	Account Transfer	945,339.43	0.00	0.00	0.00	
144	03/01/2022	03/01/2022	FT220031P47L	Account Transfer	0.00	945,339.43	945,339.43	945,339.43	
145	03/01/2022	03/01/2022	FT22003B8HWQ	Account Transfer	945,339.43	0.00	0.00	0.00	
146	04/01/2022	04/01/2022	FT22004Z9D45	Account Transfer	0.00	945,339.43	945,339.43	945,339.43	
147	04/01/2022	04/01/2022	FT220047DF51	Account Transfer	945,339.43	0.00	0.00	0.00	