

IFR Template

AFRICAN CENTER OF INNOVATIVE TEACHING AND LEARNING MATHEMATICS AND SCIENCE EASTERN AND SOUTHERN AFRICA HIGHER EDUCATION CENTER OF EXCELLENCE PROJECT(P151847) Statement of source and uses of funds For the semi-annual period ending 30th June 2018		
Sources of fund	Semi-Annual Period Ending Amount in USD	Cummulative for Financial Year End Amount in USD
Opening Cash Balance	-	-
Govement Funds	-	-
World Bank IDA Funds	1 016 838,00	1 092 328,00
Student Fees	-	-
Other	-	-
Total	1 016 838,00	1 092 328,00
Add Receipts		
Govement Funds	-	-
World Bank IDA Funds	-	-
Student Fees	1 740,96	1 740,96
Other	-	-
Total Financing	1 018 578,96	1 094 068,96
Less: ACE Expenditure as per project Implementation Plan		
Expenditure Classification 1	231 459,22	306 949,22
		-
		-
		-
		-
Total Uses of Funds By Componets	231 459,22	306 949,22
Closing Balances		
Govement Funds	-	-
World Bank IDA Funds	785 378,78	785 378,78
Student Fees	1 740,96	1 740,96
Other	-	-
Total Closing Cash Balance	787 119,75	787 119,74

Prepared by:



ACE Accountant

Approved by:



SPIU DAF

UR SPIU
SINGLE PROJECT IMPLEMENTATION UNIT
MINISTERIE DE L'EDUCATION SUPERIEURE ET DE LA RECHERCHE SCIENTIFIQUE
RWANDA

**AFRICAN CENTER OF INNOVATIVE TEACHING AND LEARNING MATHEMATICS AND SCIENCE
EASTERN AND SOUTHERN AFRICA HIGHER EDUCATION CENTER OF EXCELLENCE PROJECT(P151847)
Uses of Funds(Breakdown)
For the Year Ended 30th June 2018**

Expenditure	Semi-Annual Period Ended 30th June 2018			Cumulative for Financial Year Ended 30 June 2018			Explanation of Variance	PAD/life of Project	Revised PAD
	Actual (A)	Planned (B)	Variance (B-A)	Actual	Planned	Variance			
	Amount in USD	Amount in USD	Amount in USD	Amount in USD	Amount in USD	Amount in USD			
Expenditure Classification 1 as per Project Implementation Plan									
Pay salaries for administrative staff	10,220.82	21,000.00	10,779.18	21,704.28	21,000.00	- 704.28		5 years	
Provide communication to administrative staff	729.12	1,500.00	770.88	1,150.67	1,500.00	349.33		5 years	
Hold steering committee meetings	-	10,500.00	10,500.00	-	10,500.00	10,500.00		5 years	
Identify key partners	-	-	-	-	-	-		5 years	
Develop MoU with partners	-	-	-	-	-	-		5 years	
Approve the cooperation agreement	-	-	-	-	-	-		5 years	
Develop and review MSc and PhD Curricula	11,703.48	30,000.00	18,296.52	12,644.53	30,000.00	17,355.47		5 years	
Advertise for existing and new programs of MSc	680.68	2,200.00	1,519.32	680.68	2,200.00	1,519.32		5 years	
Provide scholarships and related expenses to MSc students	-	107,600.00	107,600.00	-	107,600.00	107,600.00		5 years	
Advertise for existing and new programs of PhD	4,741.16	2,200.00	- 2,541.16	4,741.16	2,200.00	- 2,541.16		5 years	
Provide scholarships and related expenses to PhD students	72,858.02	77,000.00	4,141.98	74,734.99	77,000.00	2,265.01		5 years	
Organize and conduct teachers' training	36,678.72	40,000.00	3,321.28	36,678.72	40,000.00	3,321.28		5 years	
Provide grants for research and related activities	-	49,500.00	49,500.00	-	49,500.00	49,500.00		5 years	
Purchase lab materials (Research equipment, Science labs, ICT lab)	18,343.93	305,000.00	286,656.07	18,343.93	305,000.00	286,656.07		5 years	
Procure books	-	24,000.00	24,000.00	-	24,000.00	24,000.00		5 years	
Subscribe to E-journals	-	12,500.00	12,500.00	-	12,500.00	12,500.00		5 years	
Organize workshop on collaborative research	746.93	46,500.00	45,753.07	831.94	46,500.00	45,668.06		5 years	
Hire postdoctoral fellow	-	20,000.00	20,000.00	-	20,000.00	20,000.00		5 years	
Train academic staff on postgraduate supervision	788.43	45,000.00	44,211.57	788.43	45,000.00	44,211.57		5 years	
Provide financial support to academic staff for participation in international conf	-	19,800.00	19,800.00	14,937.70	19,800.00	4,862.30		5 years	
Provide financial support to researchers for paper publication***	-	2,000.00	2,000.00	1,440.81	2,000.00	559.19		5 years	
Organize workshop on regional resource and mapping inception	-	25,000.00	25,000.00	12,659.54	25,000.00	12,340.46		5 years	
Organize outreach events local & regional partners ***{	-	13,000.00	13,000.00	-	13,000.00	13,000.00		5 years	
Establish regional network	5,133.54	20,000.00	14,866.46	22,244.90	20,000.00	- 2,244.90		5 years	
Host and maintain active the center's web ***	1,084.80	5,000.00	3,915.20	2,113.47	5,000.00	2,886.53		5 years	
Pay travel and periderm of faculty for exchange	55,858.14	56,500.00	641.86	55,858.14	56,500.00	641.86		5 years	
Pay travel and periderm of faculty for short courses	-	41,000.00	41,000.00	-	41,000.00	41,000.00		5 years	
Purchase stationery or consumables of center's offices	5,851.71	43,700.00	37,848.29	9,528.41	43,700.00	34,171.59		5 years	
Mission allowance (Local)	92.66	2,000.00	1,907.34	92.66	2,000.00	1,907.34		5 years	
Hire auditors/examiners	-	5,200.00	5,200.00	-	5,200.00	5,200.00		5 years	
Attend meetings of all ACE organized by WB or IUCEA/RFU	5,921.37	18,600.00	12,678.63	15,690.89	18,600.00	2,909.11		5 years	
Set/purchase M&E system/software	-	3,000.00	3,000.00	-	3,000.00	3,000.00		5 years	
Bank Charges	25.71	-	25.71	83.17	-	83.17		5 years	
Difference on bounced transfers	-	-	-	-	-	-		5 years	
Sub Total	231,459.22	1,049,300.00	817,840.78	306,949.22	1,049,300.00	742,350.98			
Sub Total									



Handwritten signatures and initials in blue ink.

Grand Total Uses of Funds	231,459.22	1,049,300.00	817,840.78	306,949.22	1,049,300.00	742,350.98			
---------------------------	------------	--------------	------------	------------	--------------	------------	--	--	--

Prepared by:

 ACE Accountant

Approved by:

 SPIU DAF




**AFRICAN CENTER OF INNOVATIVE TEACHING AND LEARNING MATHEMATICS AND SCIENCE
EASTERN AND SOUTHERN AFRICA HIGHER EDUCATION CENTER OF EXCELLENCE PROJECT(P151847)**

**Statement of Reimbursable Eligible Expenditure Programs(EEPs)
For the Year Ended 30th June 2018**

Eligible Expenditure Program (EEP)	Semi-Annual Period Ending June 2018	Cumulative for Financial Year ended 30 June 2018
	Amount in USD	Amount in USD
EEP 1: Salaries		
1. LAKHAN LAL YADAV	32,630.88	54,224.94
2. NZOTUNGICIMPAYE JOACHIM	8,535.00	10,229.46
3. MUGABO RUGEMA LEON	2,480.33	2,890.68
4. UWAMAHORO JEAN	2,976.40	3,468.75
Total EEPs	46,622.61	70,813.83

Note: Here EEPs includes salaries of ACE staff involved in its daily activities from April 17 to June 18 and BNR average exchange rate at the end of June 2018 (851,252524) were used and supervision cost was counted for.

Prepared by:

ACE Accountant

Approved by:


SPIU DAF



**AFRICAN CENTER OF INNOVATIVE TEACHING AND LEARNING MATHEMATICS AND SCIENCE
EASTERN AND SOUTHERN AFRICA HIGHER EDUCATION CENTER OF EXCELLENCE PROJECT(P151847)
NOTES ANNEX**


DISBURSEMENT LINKED TO INDICATORS	ACTION TO BE COMPLETED	STATUS OF ACTIONS COMPLETION	AMOUNT ALLOCATED	AMOUNT DISBURSED	UNDISBURSED BALANCE
DL1	1.1 and 1.2	100%	\$1100000	\$1100000	-
DL2					
DL3					

Prepared by:



ACE Accountant

Approved by:



SPIU DAF



INCOME GENERATION

Registration fee	Number	Rate		Amount in RWF	Ex rate	Amount in USD
Local& Regional	12	95000		1140000	851.252524	1339.203078
International	3	114000		342000	851.252524	401.7609233
TOTAL				<u>1482000</u>		<u>1740.964001</u>

